




Claw Step 1 (Draw Basic shape and carved out squares to imitate vex metal railings)



Claw Step 2 (Cut into two parts and rotate to create bent)



Claw Step 3 (Make vertical support railing)



Claw Step 4 (Duplicate and attach all parts into a single claw)

