


# VRC Feeding Frenzy - 3204E


Figure 1 - Pen setup



## Introduction

In the distant land of New Zealand the sheep population has grown out of control! If no one comes to help them soon, then they'll starve. It is up to you to jump into control of fireboy, and watgirl, to go save these sheep. Are you up for the challenge? If yes then take a gander below to make sure you can help as many sheep as possible.

Figure 2- Fireboy & Watgirl helping sheep



## Feeding the sheep

Everyone knows a sheep's favourite food is a good can of pringles, so that is what is used to feed them. There are many different ways to feed sheep, but to keep it simple we have ranked the top 3 methods and ranked them on a score out of 10.


Tier 3 - Dropping pringles in their hooves. Generally sheep are smart enough to eat food right in front of them, but sometimes they can't see the chip. Since they have to pick up the food themselves it's scored at 1/10. It works, but not very well.

Figure 3 - Sheep fed pringles at hooves



Tier 2 - Mouth feeding. Shoving food straight into a sheep's mouth is a good way to make sure it doesn't starve. Sometimes that's the best way to feed sheep, but it isn't always nice to shove 10 pringles down a sheep's throat so it gets 3/10.

Figure 4 - Sheep fed in mouth



Tier 1 - Pringle hat. Some sheep are taller than others meaning they have different needs. By giving these sheep pringle hats they learn how to flick it into their mouths so other sheep don't take their food. Because this method feeds sheep while teaching them a smart trick it is rated at 10/10.

Figure 5 - Sheep given pringle hat



## Herding the sheep

At the end of the game the floor becomes lava. Most sheep are not lava proof so we want to encourage farmers to get them off the lava before it turns them to roast mutton. Since sheep being out of lava is more important than a few pringles they are ranked higher.

Sheep are quite difficult to move around so you'll get a score of 40/10 per sheep balanced on your seesaw at the end of the game. This only applies to your sheep and the stray yellow sheep because the other team's sheep are a real "not my problem" situation.

Figure 6 - Sheep and Watergirl on balanced seesaw

Figure 7 - Unbalanced seesaw



Herding sheep is difficult so you get half the points for trying. While having sheep on your side of the pen won't save them, it's the thought that counts.

Figure 8 - Sheep in lava. Note: Sheep is crossed Watergirls line



## Timing

Unfortunately Fireboy, and Watergirl can only last 120 seconds in New Zealand before they have to return to their lava, and water pools. This means you only have 2 minutes to feed as many sheep as possible.

Due to the great distance Aotearoa is from other civilisations there is some lag when controlling your characters. It takes 15 seconds for the control system to fully boot up, so you should pre plan what you want your team to do. Give them a few instructions before the game so they can try to help some sheep. Be advised they won't do the exact same thing every time due to random issues, so make sure you are careful with your instructions.

## Conclusion

Sheep are wonderful animals, so we hope you can save many of the beautiful creatures. The more you save, the happier NZ will be. We hope you have a wonderful farming season and enjoy your visit to Aotearoa.

